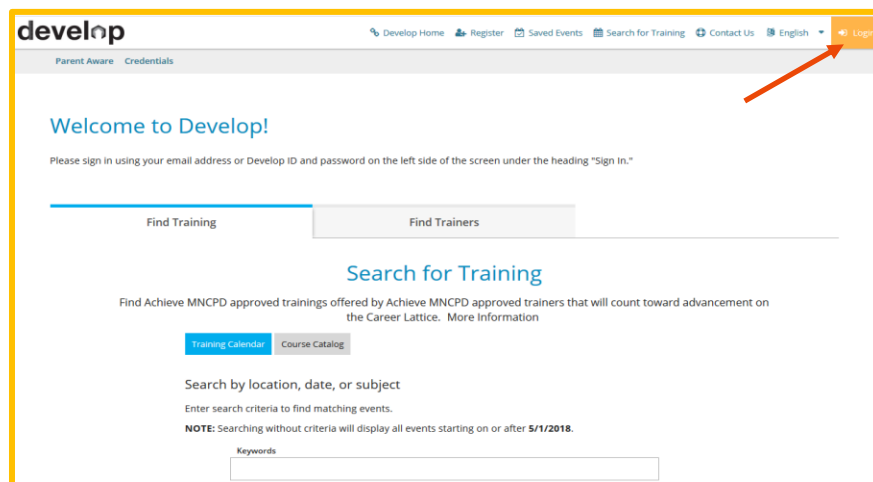
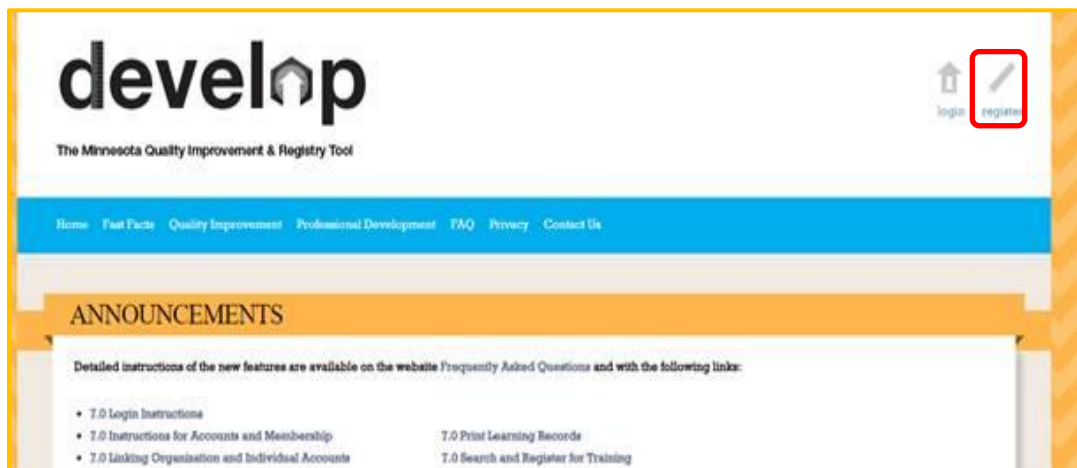


## The Minnesota Quality Improvement & Registry Tool

### Develop 7.0 Kev Qhia Nkag

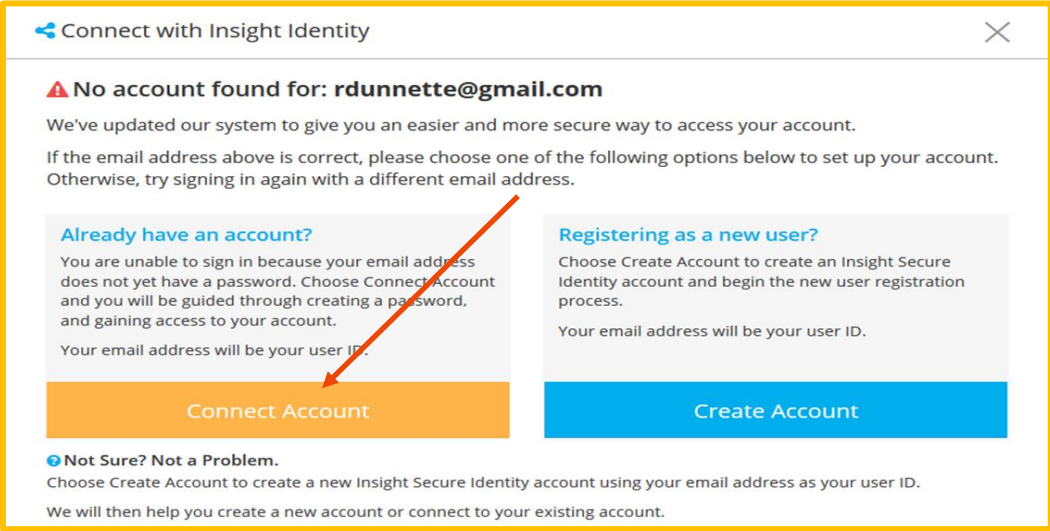
Koj yuav tsum siv ib tug email address mus nkag rau hauv Develop. Yog Develop nrhiav tsis tau koj lub account, koj yuav tsum muab xov xwm ntxiv kom tshawb tau.

1. Mus rau [www.developtoolmn.org](http://www.developtoolmn.org) ces nyem **Register**. Nyem **Login** saum toj ntawm sab xis.

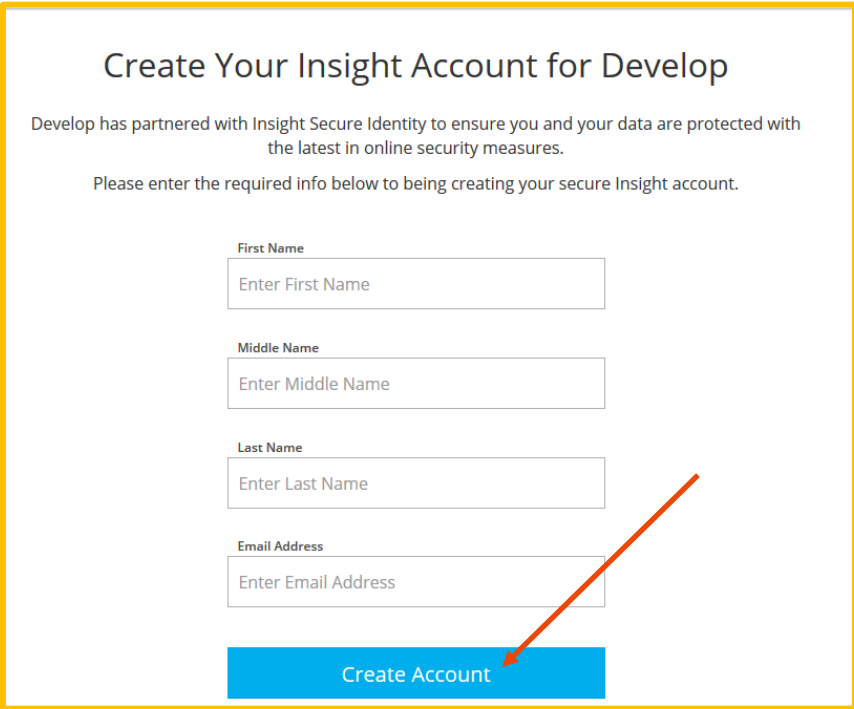


2. Yog Develop nrhiav tsis tau koj lub account, koj yuav pom ib qho ntawv li qhov hauv qab. Nyem **Connect Account** mus nrhiav koj lub account.

# Develop 7.0 Login Instructions

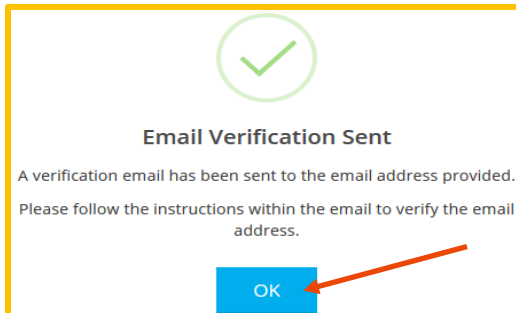


3. **Teb cov lus nug ces nyem **Create Account**.** (Note: txawm hais tias koj yuav txuas mus rau ib lub account qub, koj yuav tsum nyem **Create Account**.)

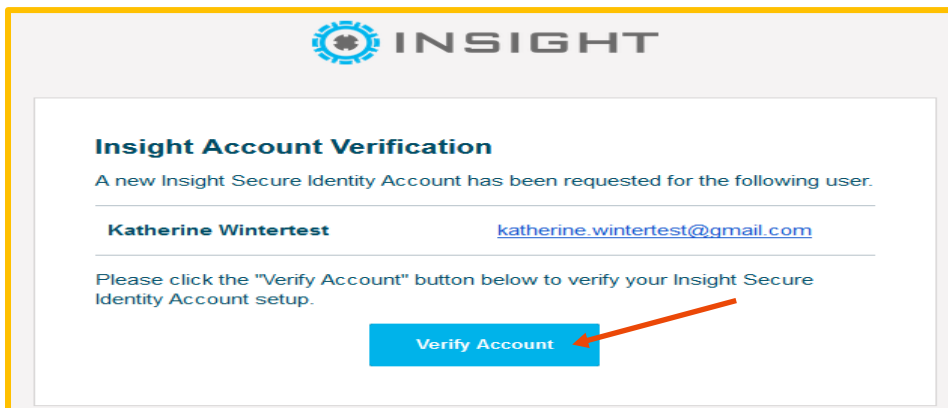


# Develop 7.0 Login Instructions

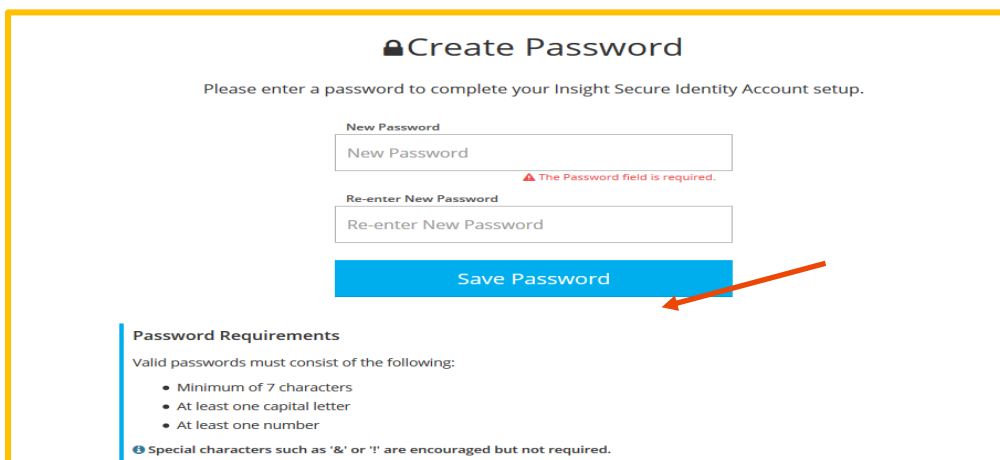
- Ib lub qhov rai yuav tawm tuaj qhia hais tias ib qho email yuav xa mus rau koj tus email address uas peb tau. Nyem **OK**.



- Thaum koj txais tau daim email, nyem **Verify Account**.



- Ntaus koj tus password tshiab, ces ntau dua ib lwm ntxiv. Nyem **Save Password**.



- Nkag mus rau Develop nrog koj tus email address thiab password.

# Develop 7.0 Login Instructions

- 8. Develop yuav nug kom koj ntaus xov xwm thiaj li tshawb tau koj lub account. Thaum ua tag, nyem **Next**.

The screenshot shows a web form titled "Individual Profile Setup" with a "Cancel" button in the top right. The main heading is "1 Step Locate Online Application". Below this is a sub-heading "Why Do I Need to Enter This First?" followed by explanatory text: "You may have a profile in the system. Please fill out this form so that we can see if your profile exists. The system will use your birth date and last five digits of your social security to find your profile. We store this information on your profile and will use it to verify your identity if you need to contact us." A note states: "If no existing profiles are found, you will automatically continue onto new profile setup." The form contains several input fields: "First Name" (filled with "Rory"), "Last Name" (filled with "wintertest"), "Email Address" (filled with "Katherine.wintertest+rory@gmail.com"), "Date of Birth" (placeholder "Enter Date of Birth" with a "Required" label), and "Last 5 Digits of SSN" (placeholder "Enter Last 5 Digits of SSN" with a "Required" label). A "Next >" button is at the bottom, with a red arrow pointing to it from the right.

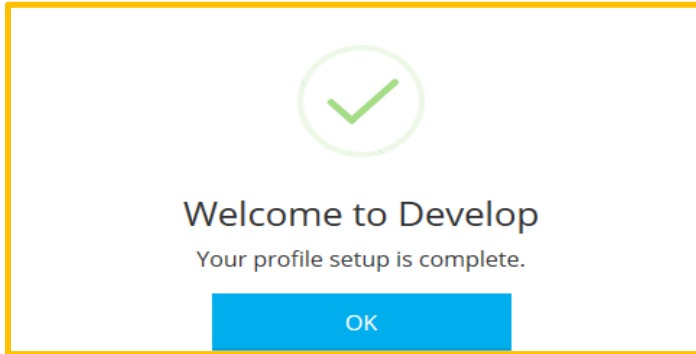
- 9. Yog tsis pom lub profile, koj yuav tau mus ua tiav qhib ib lub Develop Individual Account.

An online application was not found using the information you provided. Please enter the following to begin the Develop online application process.

# Develop 7.0 Login Instructions

---

10. Thaum koj tso tiav koj cov xov xwm, ua tiav koj cov Communication Preferences thiab txais qhov Privacy Policy, nyem **Submit**. Koj yuav pom ib qho confirmation ntawv zoo li qhov hauv qab no. Nyem **OK**.



11. Yog koj xav hais tias koj twb muaj ib lub account lawm, thov tiv tauj Kev Pab Rau Develop kom pab koj.

## KEV PAB RAU DEVELOP

833-605-6938 § [support@develophelp.zendesk.com](mailto:support@develophelp.zendesk.com)

Hu thaum lub sijhawm Monday mus txog Thursday thaum 7:30 a.m. mus rau 4:30 p.m., thiab Friday thaum 7:30 a.m. mus rau 12:30 p.m.

Yog xav tau kev pab txhais lub Hmoob, hu rau Language Access Line uas yog muab los ntawm Child Care Aware of Minnesota.

- 888-291-9811
- 651-655-0150